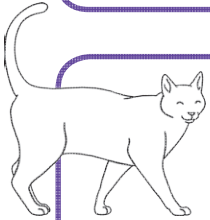


Maths: All about the Number Two


Home Learning Challenges

2


Hidden around the page are 2 cats. Can you find and colour them? Can you draw a ball next to each cat? How many balls did you draw altogether?



Ask a grown-up to help you cut some food into halves. Try cutting a small cake in half, right down the middle. How many pieces are there? Try this with some other food too; make 1 cut across the food and then see how many pieces you have. You could try this with an apple, a cookie, a pizza or a baked potato.




Draw a picture of a teddy bear. Draw 2 circles; one for the teddy's head and one for his body. Then, draw 2 eyes, 2 arms, 2 legs and 2 furry ears. Draw 2 buttons on his tummy too!



Can you see the number 2 written on this page? Can you trace over the numbers at the bottom of the page? You could try writing the number 2 on your own.

Use some empty packaging to make a model dragon, bird or aeroplane. Make sure your model has 2 wings – one on each side. We would love to see your creations! You could bring them in, or show us a photo or drawing of your model.



Teddy would like a new pair of socks. 'Pair' sometimes means a group of 2 things. Can you draw a pair of socks for teddy? How many socks did you draw? Can you use 2 different colours to decorate the socks?



2 2 2 2 2 2

